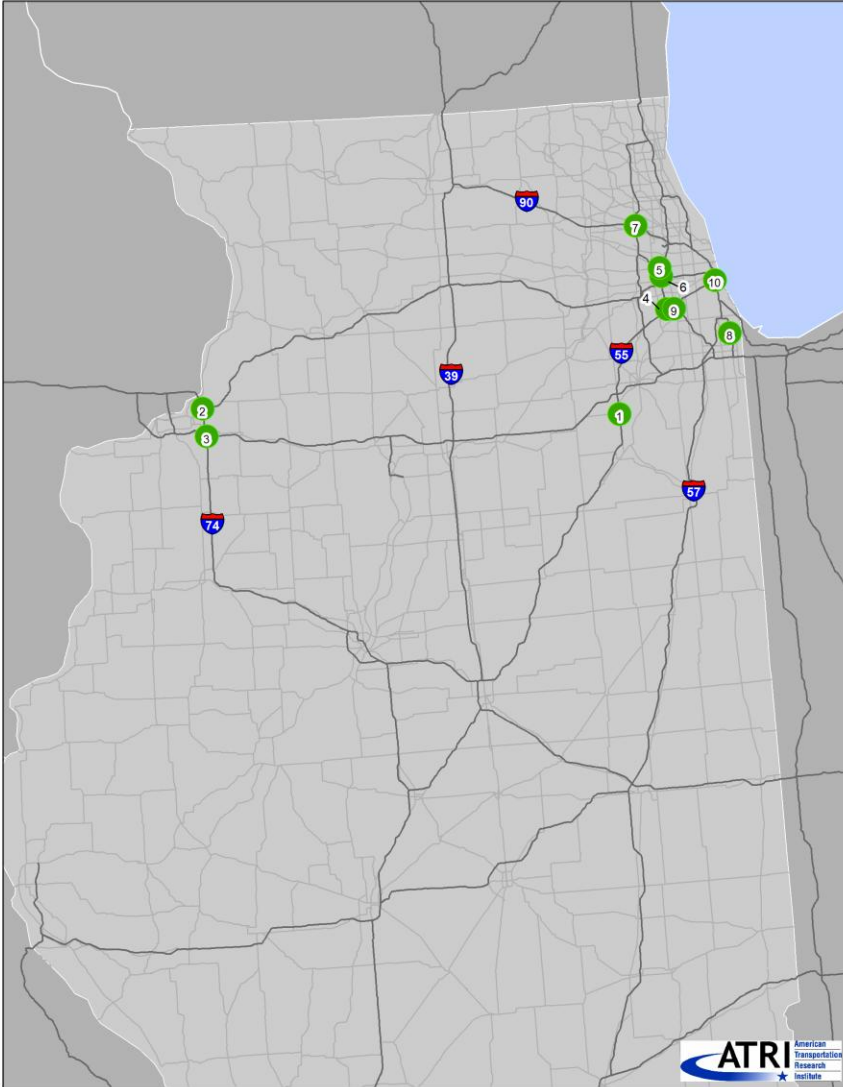
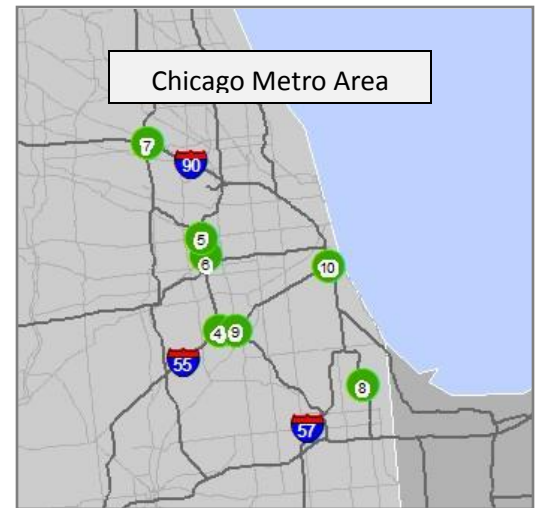



Illinois



Rollovers by Year and Severity			
Year	Fatal	Non-Fatal	Total Rollovers
2001	*	*	*
2002	*	*	*
2003	*	*	*
2004	*	*	*
2005	16	426	442
2006	14	419	433
2007	12	366	378
2008	14	374	388
2009	2	260	262
All Years	58	1845	1903



 Top Rollover Locations		
ID	Location	Number of Rollovers
1	I-55 and CR 17/Arsenal Rd	15
2	I-80 and I-88/SR 92	14
3	I-80 and I-74/I-280	13
4	I-294 and I-55	13
5	I-290, I-294, and SR 64/North Ave	12
6	I-294 at I-290	11
7	I-90 at SR 53	10
8	I-94 at E 130 th St	10
9	I-55 and US 20/US 12	9
10	I-55 and I-94/I-90	9

Please refer to the full report, *Mapping Large Truck Rollovers: Identification and Mitigation Through Spatial Data Analysis*, available from ATRI at www.atri-online.org for methodology and data sources.

*Coordinate data for this year not provided by state